

2012 Fiscal Year Statistics



**United States District Court
for the
Western District of Texas**



HON. FRED BIERY

CHIEF UNITED STATES DISTRICT JUDGE

**United States District Court
for the
Western District of Texas**



Fiscal Year 2012

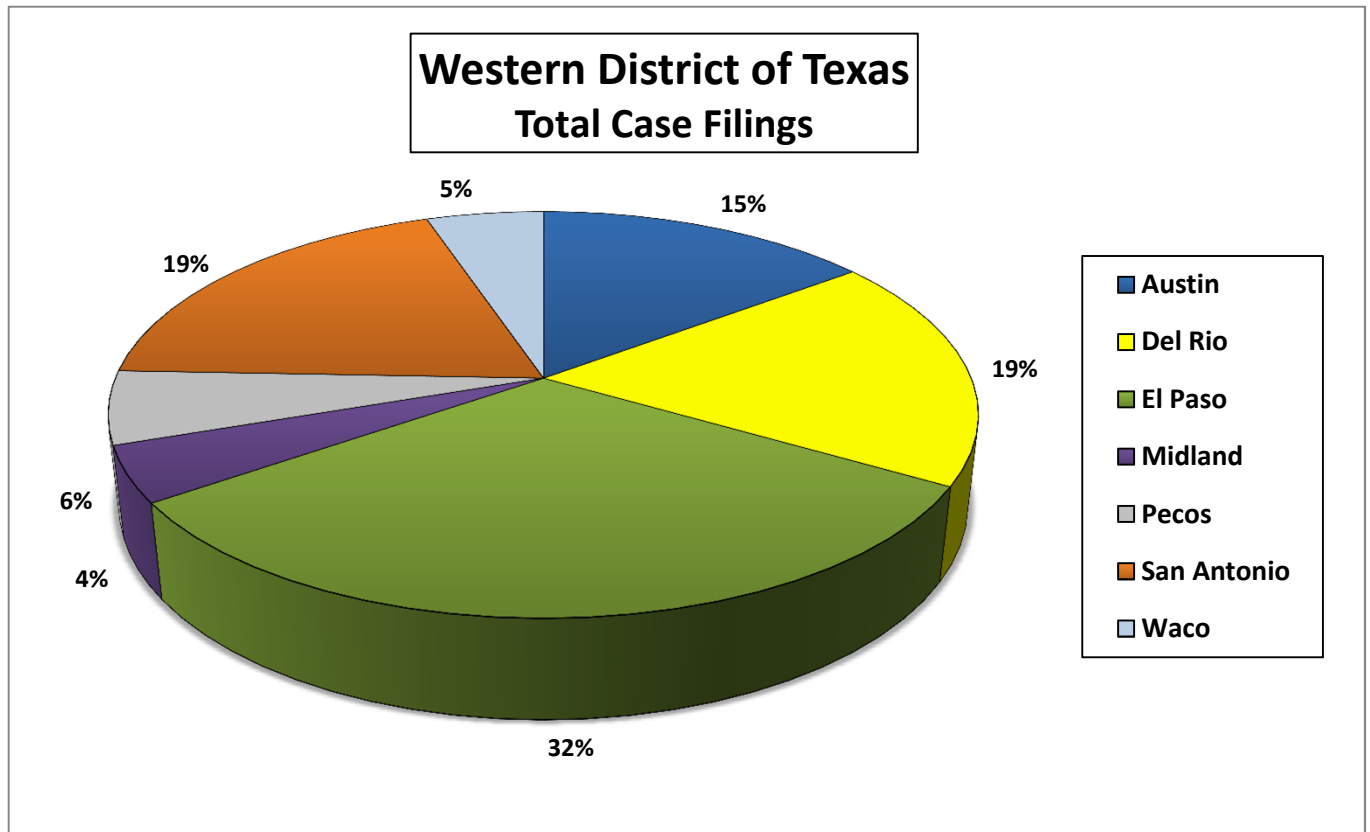
Total Case Filings – Pie Chart.....	1
Civil Case Filings – Pie Chart.....	2
Criminal Case Filings – Pie Chart.....	3
Criminal Defendants Filed – Pie Chart.....	4
Total Cases Filed – TXWD – 10 Year Report.....	5
Civil Cases Filed – TXWD – 10 Year Report.....	6
Criminal Cases Filed – TXWD – 10 Year Report.....	7
Criminal Defendants Filed – TXWD – 10 Year Report.....	8

TOTAL CASE FILINGS

FY 2012

[OCTOBER 1, 2011 - SEPTEMBER 30, 2012]

DIVISION	Civil	Criminal	Total
Austin	1,072	469	1,541
Del Rio	67	1,873	1,940
El Paso	516	2,817	3,333
Midland	118	345	463
Pecos	145	463	608
San Antonio	1,169	835	2,004
Waco	298	242	540
Total:	3,385	7,044	10,429

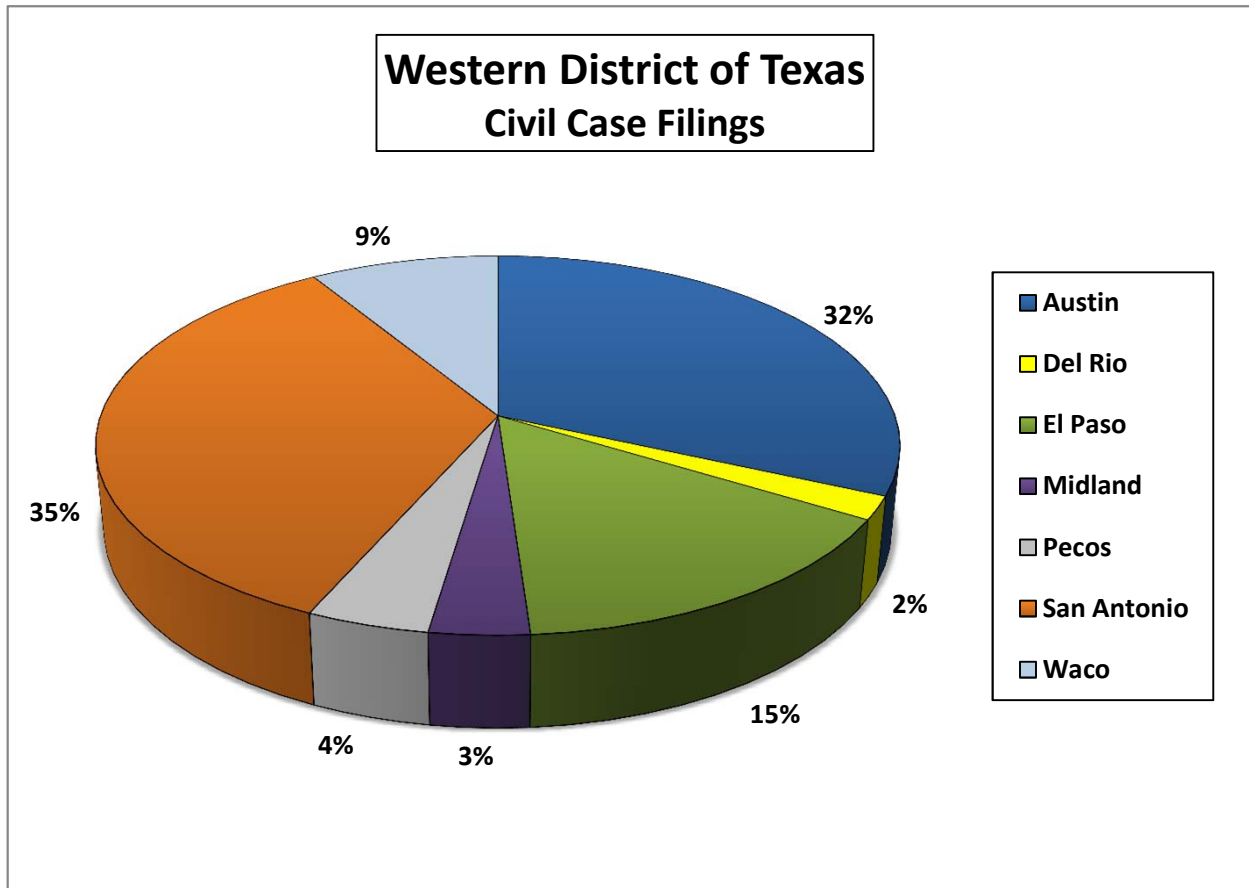


CIVIL CASE FILINGS

FY 2012

[OCTOBER 1, 2011 - SEPTEMBER 30, 2012]

DIVISION	Civil Cases Filed
Austin	1,072
Del Rio	67
El Paso	516
Midland	118
Pecos	145
San Antonio	1,169
Waco	298
=====	
Total:	3,385

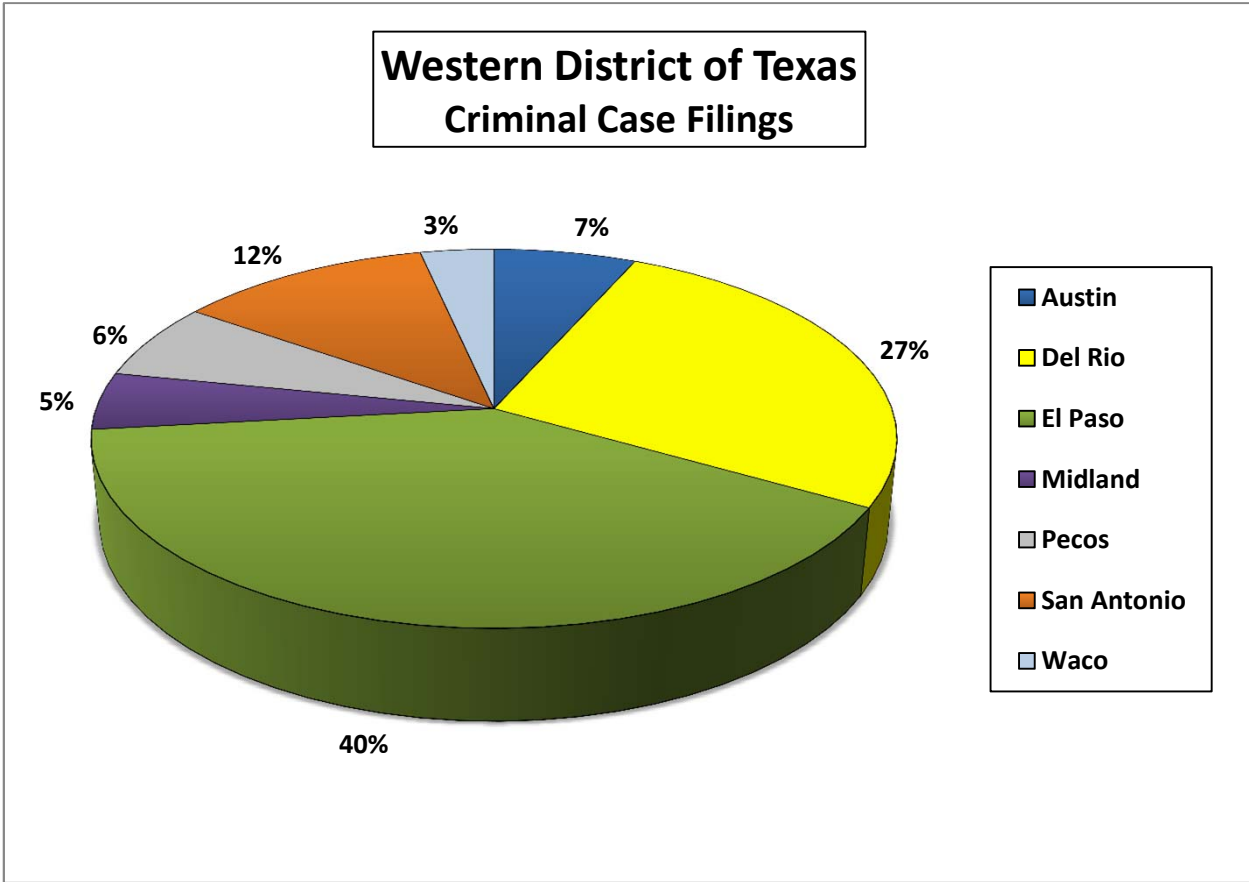


CRIMINAL CASE FILINGS

FY 2012

[OCTOBER 1, 2011 - SEPTEMBER 30, 2012]

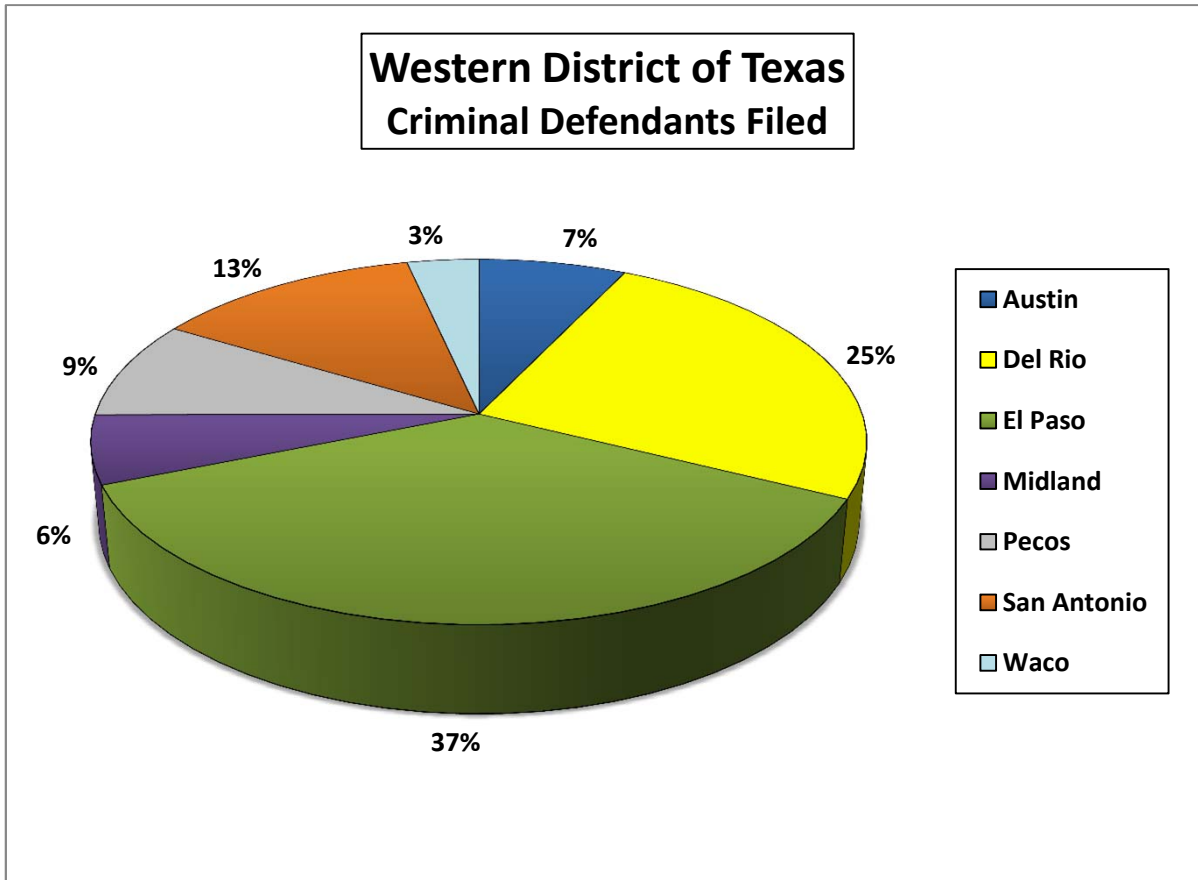
DIVISION	Criminal Cases Filed
Austin	469
Del Rio	1,873
El Paso	2,817
Midland	345
Pecos	463
San Antonio	835
Waco	242
=====	
Total:	7,044



CRIMINAL DEFENDANTS FILED
[OCTOBER 1, 2011 - SEPTEMBER 30, 2012]

FY 2012

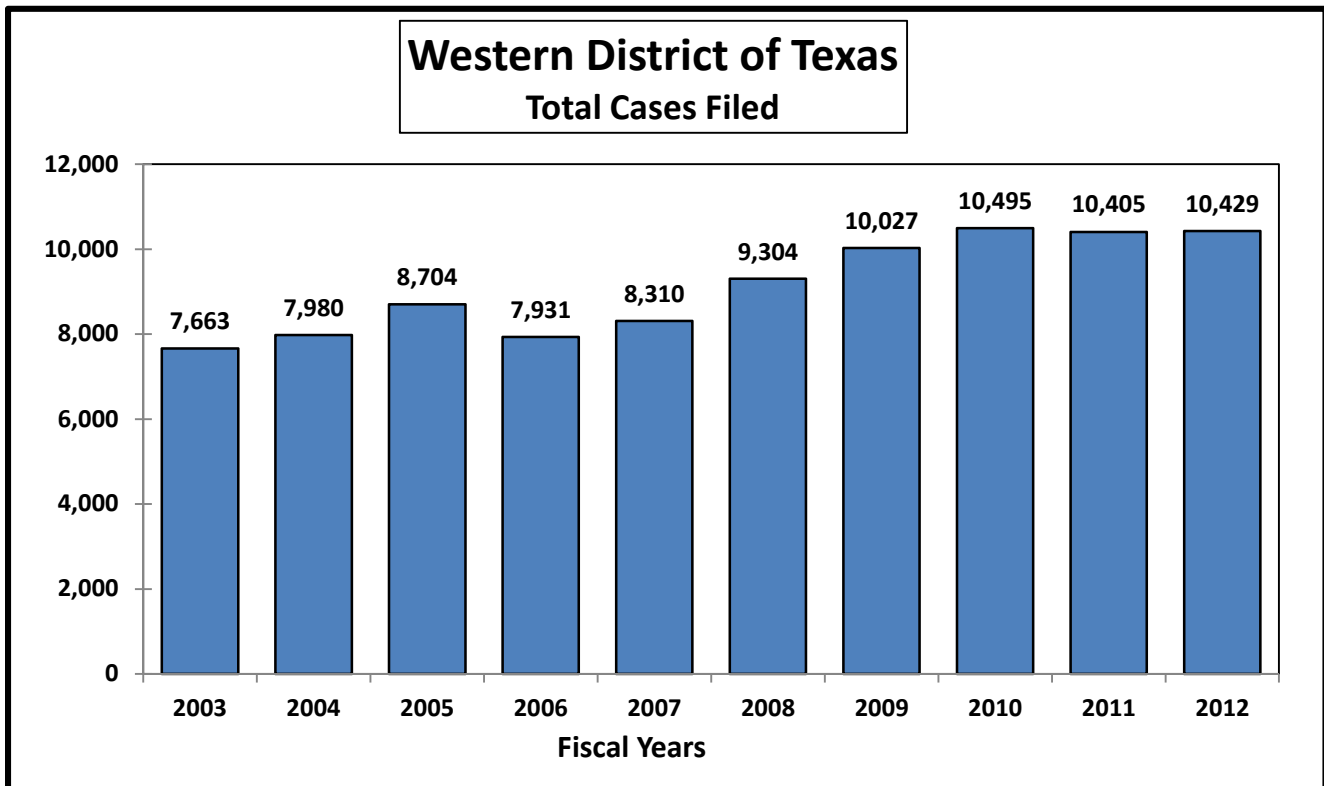
DIVISION	Criminal Cases Filed
Austin	592
Del Rio	2,096
El Paso	3,035
Midland	504
Pecos	722
San Antonio	1,074
Waco	288
Total:	8,311



TOTAL CASES FILED -- TEXAS WESTERN

Past 10 Fiscal Years

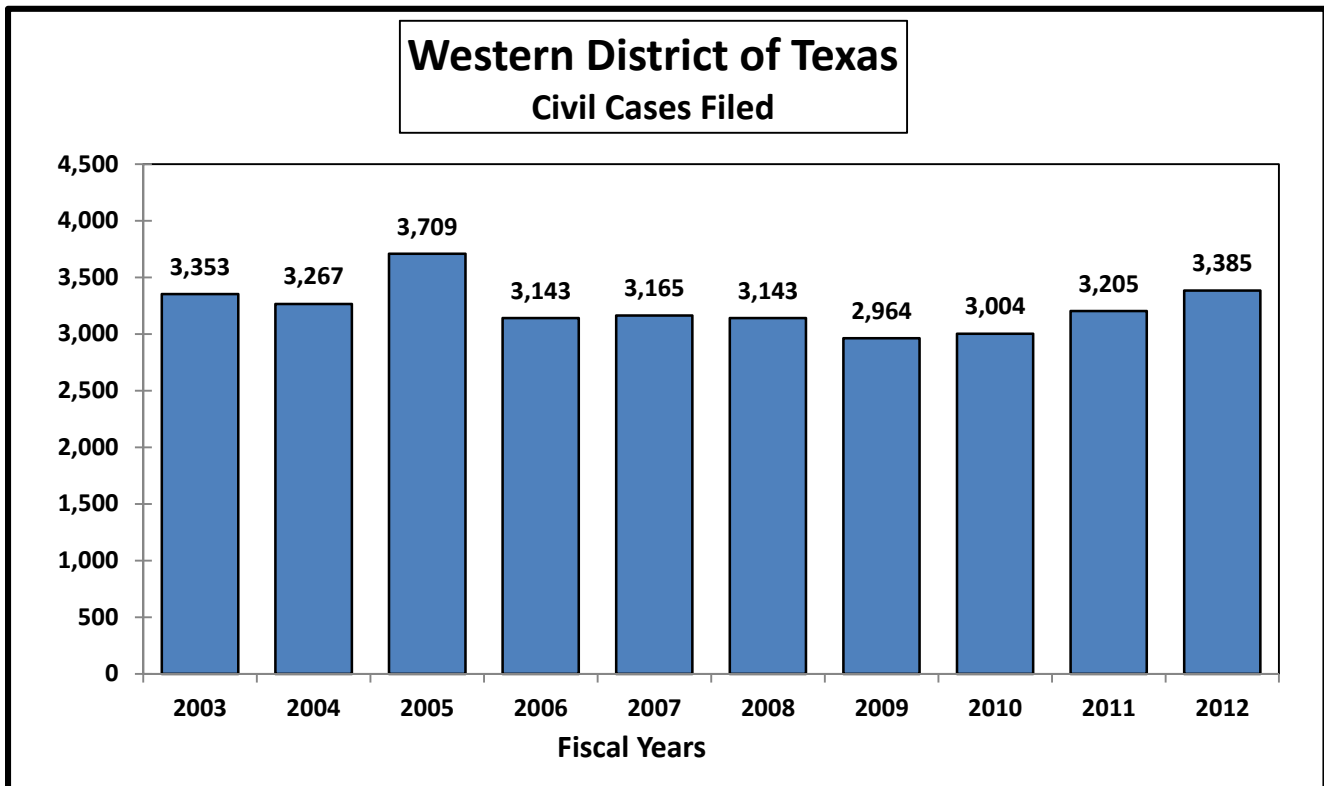
	2003	2004	2005	2006	2007	2008	2009	2010	2011	2012
Austin	1,155	1,114	1,487	1,229	1,222	1,333	1,409	1,671	1,721	1,541
Del Rio	892	1,013	1,113	1,110	1,011	1,232	1,514	1,806	2,014	1,940
El Paso	2,650	2,880	3,115	2,887	3,323	3,846	3,890	3,640	3,390	3,333
Midland	322	369	378	366	331	389	444	464	504	463
Pecos	476	410	351	327	356	331	432	514	503	608
San Antonio	1,616	1,573	1,635	1,471	1,481	1,613	1,802	1,790	1,703	2,004
Waco	552	621	625	541	586	560	536	610	570	540
Total:	7,663	7,980	8,704	7,931	8,310	9,304	10,027	10,495	10,405	10,429
+/-		317	724	-773	379	994	723	468	-90	24
% Change		4%	9%	-9%	5%	12%	8%	5%	-1%	0%



CIVIL CASES FILED -- TEXAS WESTERN

Past 10 Fiscal Years

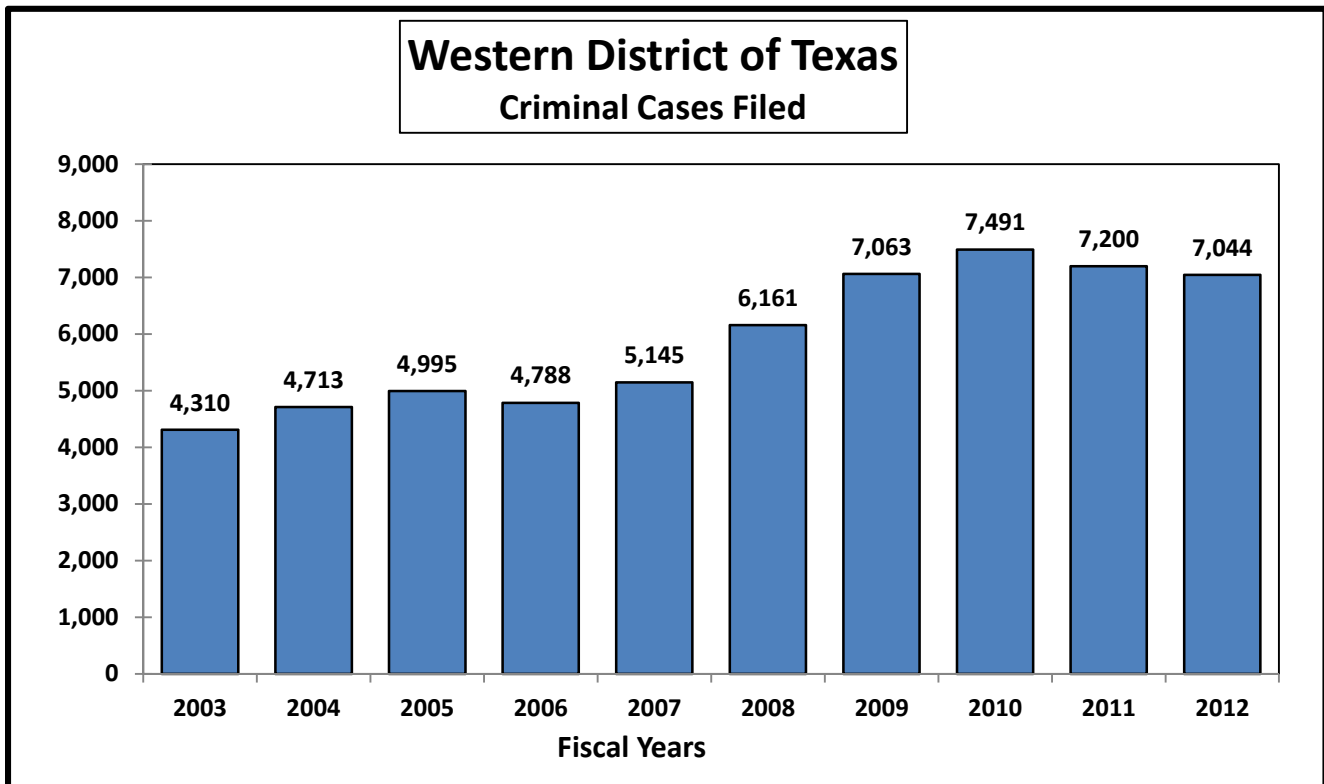
	2003	2004	2005	2006	2007	2008	2009	2010	2011	2012
Austin	878	876	1,279	982	1,017	968	902	914	1,080	1,072
Del Rio	78	85	86	86	72	81	72	78	53	67
El Paso	510	463	460	465	436	508	466	446	483	516
Midland	192	160	171	153	116	158	143	147	138	118
Pecos	126	105	108	70	73	43	52	100	122	145
San Antonio	1,191	1,150	1,166	1,033	1,036	1,009	1,001	986	999	1,169
Waco	378	428	439	354	415	376	328	333	330	298
Total:	3,353	3,267	3,709	3,143	3,165	3,143	2,964	3,004	3,205	3,385
+/-		-86	442	-566	22	-22	-179	40	201	180
% Change		-3%	14%	-15%	1%	-1%	-6%	1%	7%	6%



CRIMINAL CASES FILED -- TEXAS WESTERN

Past 10 Fiscal Years

	2003	2004	2005	2006	2007	2008	2009	2010	2011	2012
Austin	277	238	208	247	205	365	507	757	641	469
Del Rio	814	928	1,027	1,024	939	1,151	1,442	1,728	1,961	1,873
El Paso	2,140	2,417	2,655	2,422	2,887	3,338	3,424	3,194	2,907	2,817
Midland	130	209	207	213	215	231	301	317	366	345
Pecos	350	305	243	257	283	288	380	414	381	463
San Antonio	425	423	469	438	445	604	801	804	704	835
Waco	174	193	186	187	171	184	208	277	240	242
Total:	4,310	4,713	4,995	4,788	5,145	6,161	7,063	7,491	7,200	7,044
+/-		403	282	-207	357	1016	902	428	-291	-156
% Change		9%	6%	-4%	7%	20%	15%	6%	-4%	-2%



CRIMINAL DEFENDANTS FILED -- TEXAS WESTERN

Past 10 Fiscal Years

	2003	2004	2005	2006	2007	2008	2009	2010	2011	2012
Austin	359	296	296	357	300	535	624	873	806	592
Del Rio	1,093	1,073	1,192	1,202	1,175	1,396	1,664	2,067	2,229	2,096
El Paso	2,450	2,868	3,037	2,773	3,249	3,667	3,735	3,523	3,206	3,035
Midland	197	323	321	352	309	386	453	480	544	504
Pecos	522	442	354	427	406	394	486	642	585	722
San Antonio	680	674	699	610	686	868	988	1,035	882	1,074
Waco	314	290	303	263	220	253	286	365	326	288
Total:	5,615	5,966	6,202	5,984	6,345	7,499	8,236	8,985	8,578	8,311
+/-		351	236	-218	361	1154	737	749	-407	-267
% Change		6%	4%	-4%	6%	18%	10%	9%	-5%	-3%

